

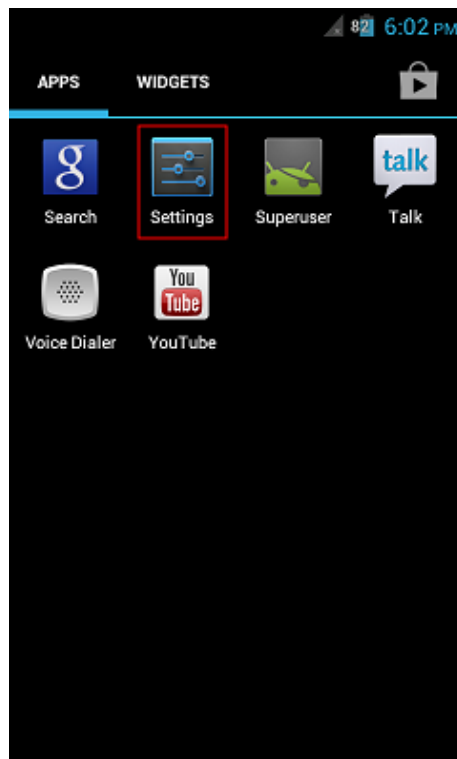
Finding your network address for wireless devices:

- **Android devices (any version) *May vary depending on the device you have**

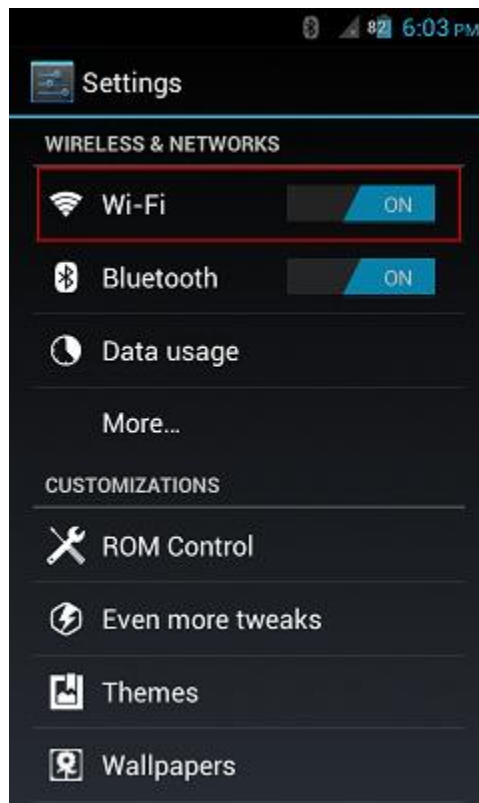
1. Open the **application** menu (where it lists all your applications).



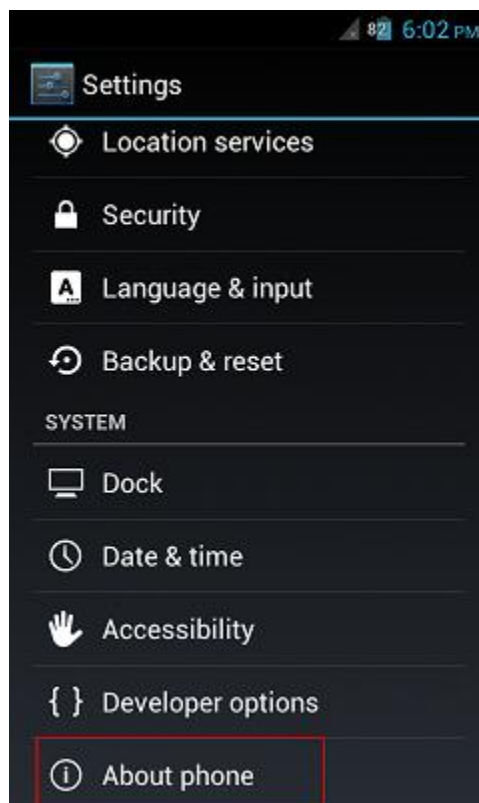
2. Select **Settings**.



3. Ensure that your **Wi-Fi** setting is on.

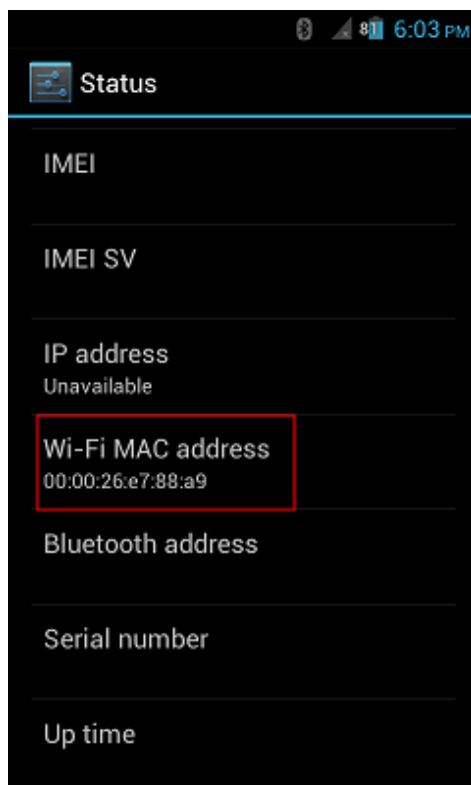


4. Scroll down and select **about phone**.



5. Select **Status**.

6. A list will appear. Look for **Wi-Fi MAC address** (*If the address is missing you cannot register*). It will be a 12-digit combination of letters and numbers. Write down this number.



7. Submit your information and the address in the **Wireless Network Card Hardware Address** at:

<http://www.robertmorris.edu/helpdesk/nic/>

It will take about 24-48 hours for your information to be submitted. Report any issues with network connectivity to the techs on duty or send a form to tech support at:

8. <http://www.robertmorris.edu/helpdesk/wirelessaccesshelp/index.html>